

Blogging Our Way Through: *Web Logs in Graduate and Undergraduate Music Classes*

Dr. Jane M. Kuehne

Auburn University • Auburn, Alabama



What is Blogging?

2

- Blog is short for Web Log. Entries are displayed chronologically with most recent first.
- Possible Uses:
 - Online Journal
 - Journalism tool – many post articles daily or weekly.
 - A way to spread information quickly... it's online and available to anyone with an internet connection and the address.
- Google Blog Search:
"Blog" = 2,540,000,000 hits



Why Use "in" the Classroom?

3

- A new paradigm for "writing the term paper."
- Have we heard or said...
Create an outline...
Work on your paper over the entire semester...
- A blog allows students to do this.
- Because it is online and freely available, there is a little more pressure to have the correct information.
- The way the administrator (you!) set it up, allows for various models.



Examples

4

- **EXAMPLE 1:** *Make a post once per week on a specific topic, beginning with a definition and brief outline of what you will be doing over a specific time period.*
- **EXAMPLE 2:** *Group "work" online. Each person makes a post on his/her area in a specific topic.*
- **EXAMPLE 3:** *Teacher can post a weekly "what's due" entry and then allow students to ask questions through the blog. Much like a discussion board.*



What I Use

5

- Word Press (<http://wordpress.org/>)
- Auburn University's Blog Server
<http://blog.auburn.edu/kuehnjm/wordpress/>
- To make changes in the Word Press software (like appearance) you must have server side permissions (I don't!).



Using Word Press

6

WordPress

Username:
admin

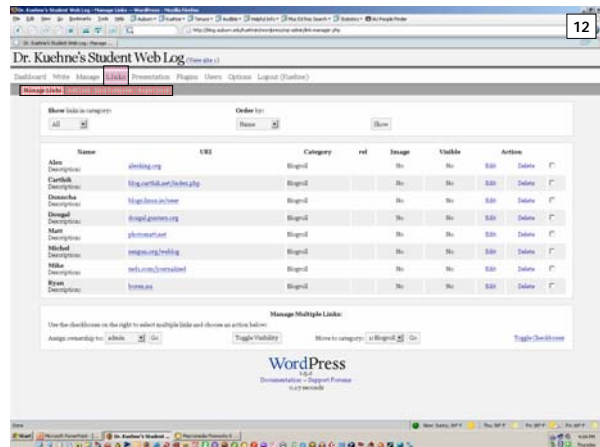
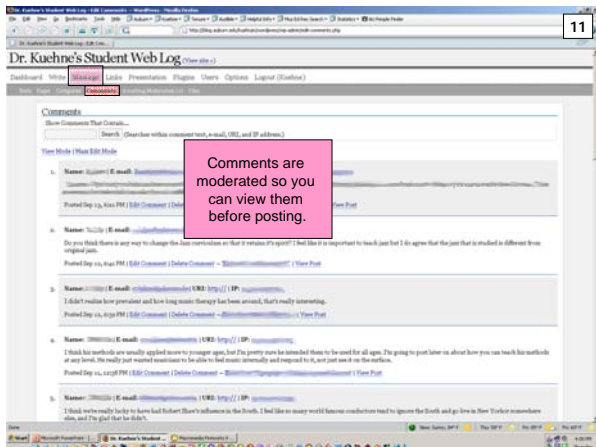
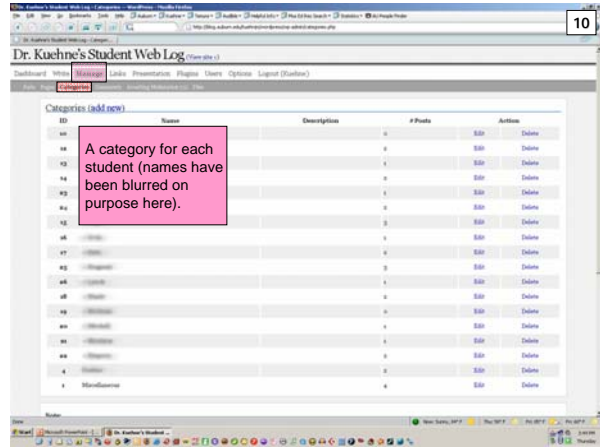
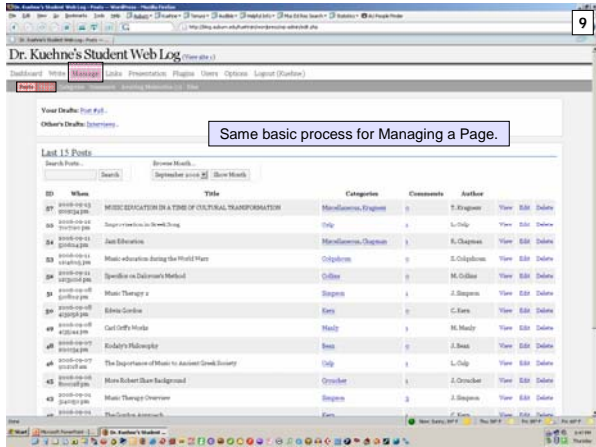
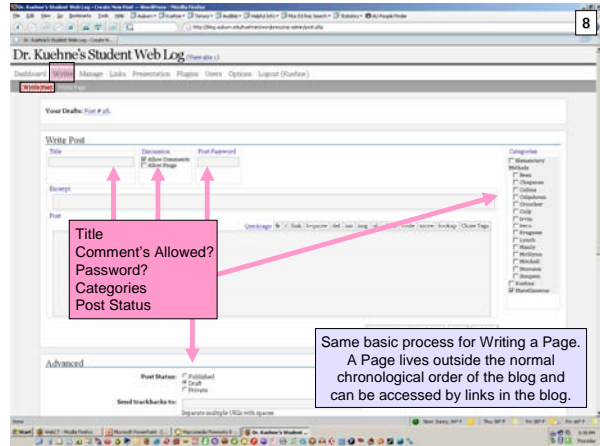
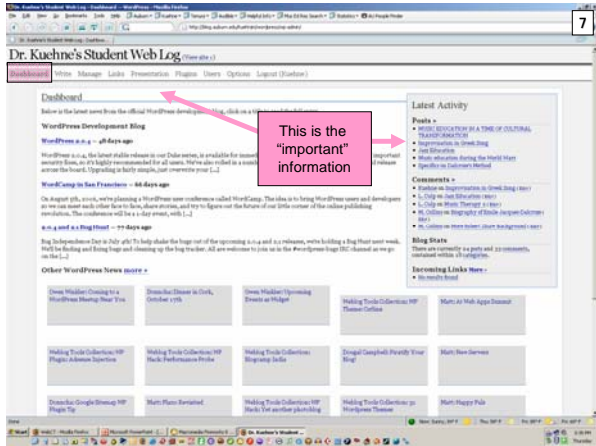
Password:

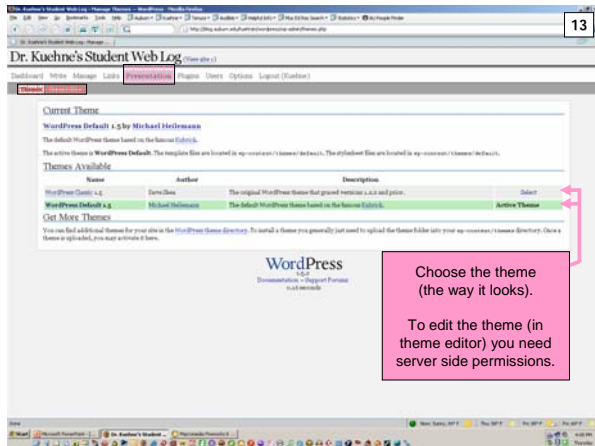
Login »

« Back to blog Lost your password?

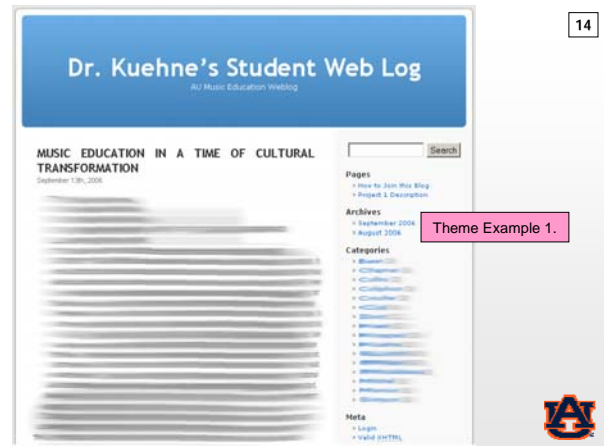
Blog User Levels Skip Ahead








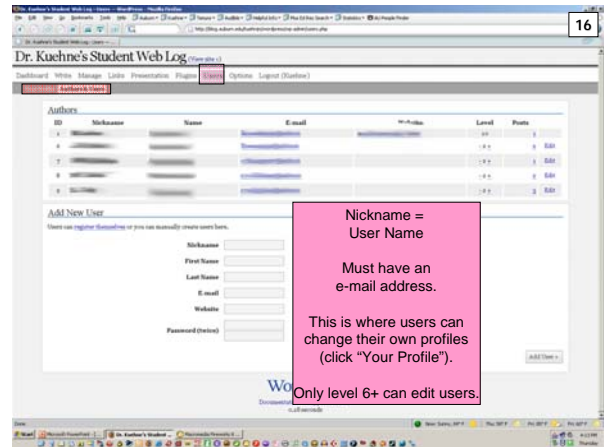
Choose the theme (the way it looks).
To edit the theme (in theme editor) you need server side permissions.



Theme Example 1.



Theme Example 2.



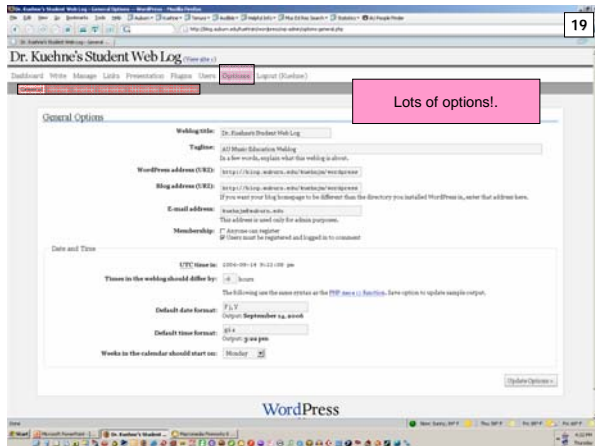
Nickname = User Name
Must have an e-mail address.
This is where users can change their own profiles (click "Your Profile").
Only level 6+ can edit users.

User Levels

- 0 – Login and view account information only, no reading or writing.
- 1 – Write drafts only (must be moderated) and read other posts.
- 2 – Write and edit publishable posts. Edit/Delete Level lower user posts. View categories
- 3 – Essentially the same as 2. Can edit/delete lower level user posts. View categories.

User Levels

- 4 – Can edit times of posts, Write pages, add categories, can moderate comments.
- 5 – All for level 4 + add/edit links, add/edit/delete categories, control over lower level users.
- Subsequent levels allow control over previous levels.
- Goes up to Level 10 (read, write, control everything).



Student Reactions 20

- They have been favorable... especially when presented as "write a paper" or "post to the blog each week".
- Most have been able to comfortably work in the interface fairly quickly.



Teacher (my) Reactions 21

- Were they going to be receptive to this idea?
- Learn a lot about the students fairly quickly:
 - Easy to see who is working and who is not.
 - Who needs help, who will ask, who will not.
 - Writing levels are seen much faster.
- Quick reading and assessment (see above).
- Quick remediation for sources (they post them).
- One more tool that can be used.



Your Questions?

Get this PPT on my website:
<http://www.auburn.edu/~kuehnjm>

Contact Me:

kuehnjm@auburn.edu
 (334) 844-6852

